

NANOPERM® CoolBLUE® powerful tool for reduction of noise in inverter-motor systems – new combination with NaLA®



CoolBLUE® have already established as a powerful tool to reduce the unwanted motorbearing currents in inverter – motor systems. MAGNETEC developed special cores with own developed CoolBLUE® annealing with the special purpose to absorb the high frequency noise – we call our CoolBLUE® cores inductive absorber as the noise is transferred to thermal energy instead of unwanted discharges at the motor bearings.

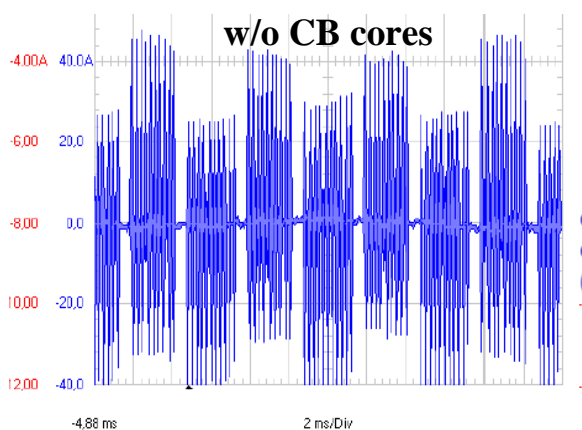
Application: The conductors excl. PE conductor and excl. cable shielding have to be put through the cores.

See www.magnetec.de for further product information sheets especially the one of CoolBLUE®.

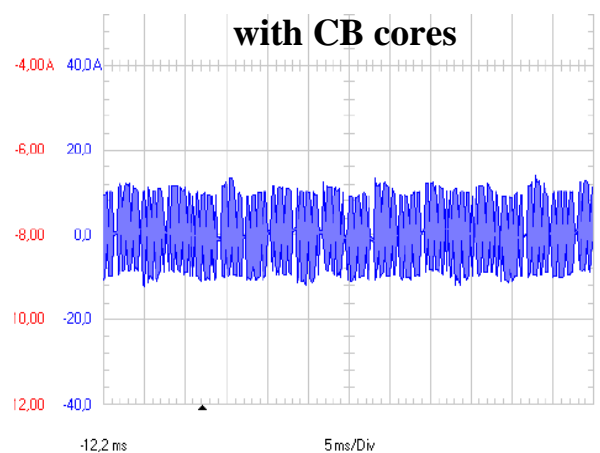
CoolBLUE® selection guide

		≤0,7	≤7,5	≤30	≤75	≤315	≤1.200	> 1.200			
Kilowatt		≤0,7	≤7,5	≤30	≤75	≤315	≤1.200	> 1.200			
p/n oval		n/a	M-049	M-049	M-283	M-302	M-111	M-248			
p/n round		M-923	M-967	M-967	M-113	M-116	M-117	M-205			
Isat*/Apk N=1		2	4	4	6	12	16	22			
Turns		N=2		N=1							
Cable length up to	50m	2	2	4	4	4	4	4	3 phases around all		
	100m	4	4	4	4	4	4	4			
	200m	4	4	6	6	6	6	6			
	300m	4	4	6	6	6	6	6			

Only for information, no guaranteed values . For all information no liability assumed. *Saturation Current Isat of NANOPERM®: Peak value of the exiting current when the initial inductance level is dropped to 10 per cent, see www.magnetic.de



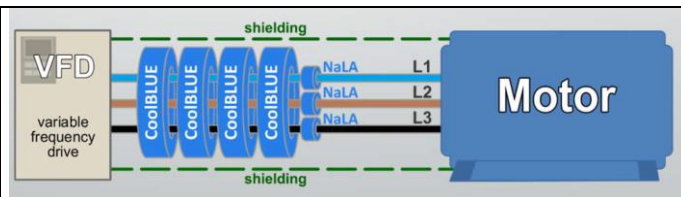
common mode
current
(inverter output)



The **NANOPERM® CoolBLUE®** offers following benefits:

- **Advanced reduction of noise in motor-inverter systems**
- **Easy to install and to retrofit, easy to select with the above guideline**

NANOPERM® Line Absorber NaLA® advanced and effective reduction of noise in inverter-motor systems – effective combination with CoolBLUE®



The combination of MAGNETEC CoolBLUE® cores with NaLA® cores is a very effective way to have an advanced reduction of the noise in inverter-motor systems. The CoolBLUE® cores are put through all the 3 phases whereas one NaLA® core needs to be put through each phase acc. to the left picture. The optimal place for the cores is very near to the disturber means to the inverter.

See www.magnetec.de for further product information sheets especially the one of CoolBLUE®, CoolTUBE®.

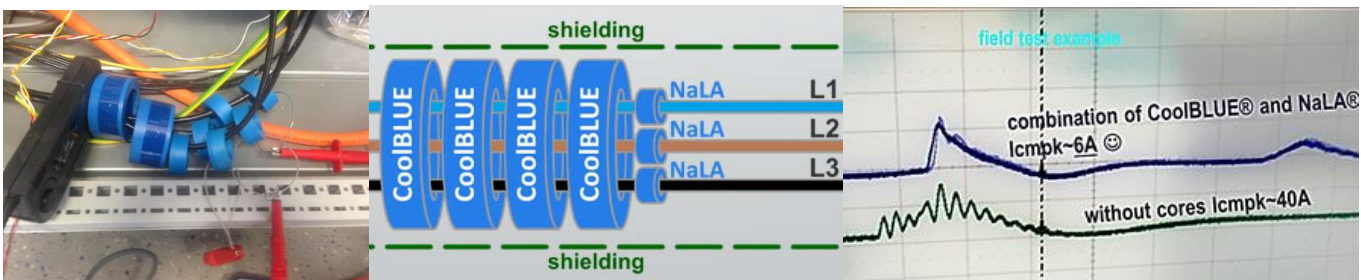
NaLA® selection guide

		Kilowatt ≤0,7	≤7,5	≤30	≤75	≤315	≤1.200	> 1.200	
		M-606	M-853	M-102	M-981	M-613	M-614	M-616	
Cable length up to	50m	2	1	1	1	1	1	1	each phase
	100m	4	2	2	2	2	2	2	
	150m	6	3	3	3	3	3	3	
	300m	8	4	4	4	4	4	4	

Only for information, no guaranteed values. For all information no liability assumed.

If the NaLA® cores gets warm, the amount needs to be doubled

Please take care: If you put CB cores in, the asymmetric current can be redirected and run through unexpected parts.



The **NANOPERM® NaLA®** offers following benefits:

- **Works against asymmetrical and symmetrical noise**
- **Efficient and effective usage, only usage in combination with CB**
- **Easy to install and to retrofit with help of the selection guideline**

MAGNETEC GmbH

Industrietrasse 7, D-63505 Langenselbold, Germany

Fon: +49 6184 9202-0 / Fax: +49 6184 9202-20

E-Mail: magnetec@magnetec.de