

2-fold common mode RFI suppression chokes with NANOPERM® cores



Types	Inom free convection	Inom' forced cooling	Isat* /mA	Lnom @ 10kHz /[mH]	Ls/ µH	Rcu/ mΩ	Pin- Ø/mm	style	Dimensions W x D x H [mm]
MB-690	2	2,8	13	2 x 20,0	~ 19	< 85	0,7	flat	22,6 x 22,2 x 12,7
MB-631	3	4	17	2 x 11,5	~ 11	< 40	0,7	flat	22,6 x 22,2 x 12,7
MB-694	3	4	20	2 x 11,0	~ 10	< 40	0,56	upright	22 x 12,3 x 25
MB-602	4	5,5	15	2 x 75,0	~ 55	< 65	0,8	upright	34 x 19 x 35,5
MB-618	4,5	6	25	2 x 5,0	~ 8	< 23	0,7	flat	22,6 x 22,2 x 12,7
MB-640	6	8	25	2 x 6,3	~ 6	< 22	0,71	upright	22 x 12,3 x 25
MB-606	7	10	25	2 x 30,0	~ 55	< 27	1,0	upright	34 x 19 x 35,5
MB-609	8	11	30	2 x 18,0	~ 13	< 17	2 x 0,8	upright	34 x 19 x 35,5
MB-639**	8,5	12	120	2 x 35,0	~ 20	< 21	1,12	upright	34 x 19 x 35,5
MB-622	10	14	450	2 x 0,6	~ 4	< 8,5	1,0	upright	34 x 19 x 35,5
MB-603	10	14	40	2 x 12,0	~ 10	< 11	2 x 0,85	upright	34 x 19 x 35,5
MB-696	12	17	100	2 x 7,1	~ 30	< 12,1	1,4	upright	38,5 x 23 x 40
MB-632	14	20	45	2 x 2,4	~ 3	< 8	0,9	upright	22 x 12,3 x 25
MB-684	16	22	80	2 x 3,0	~ 2,5	< 2,5	1,8	upright	30 x 20 x 30
MB-607	16	22	55	2 x 6,3	~ 5	< 6	2 x 1,12	upright	34 x 19 x 35,5
MB-605	18	25	80	2 x 3,0	~ 5	< 4	2 x 1,0	upright	34 x 19 x 35,5
MB-620**	19	27	85	2 x 35,0	~ 12	< 7,5	2,0	flat	59 x 59 x 33,5
MB-921	20	28	270	2 x 1,8	~ 8	< 6	1,6	flat	60x60x24
MB-615	22	30	110	2 x 1,6	~ 2	< 1,7	2 x 1,32	upright	34 x 19 x 35,5
MB-608	26	36	185	2 x 0,6	~ 5	< 1,6	2 x 1,18	upright	34 x 19 x 35,5
MB-633	30	42	140	2 x 1,0	~ 0,8	< 1,2	2 x 1,5	upright	34 x 19 x 35,5
MB-740	40	56	485	2 x 4,5	~ 3,9	< 1,85	2,5	flat	52 x 52 x 32

For all information no liability assumed; *Saturation Current Isat of NANOPERM®: Peak value of the exiting current when the initial inductance level is dropped to 10 per cent, see www.magnetic.de; **: preliminary

Environment temperature of 70°C, at another environment temperature, the new nom. current can be estimated acc. to the derating theory: <http://www.magnetec.de/fileadmin/pdf/derating.pdf>. Overtemperature needs to be checked in the application. At forced cooling, double Rth value is assumed


MAGNETEC GmbH

Industriestrasse 7, D-63505 Langenselbold, Germany

Fon: +49 6184 9202-0 / Fax: +49 6184 9202-20

E-Mail: magnetec@magnetec.de

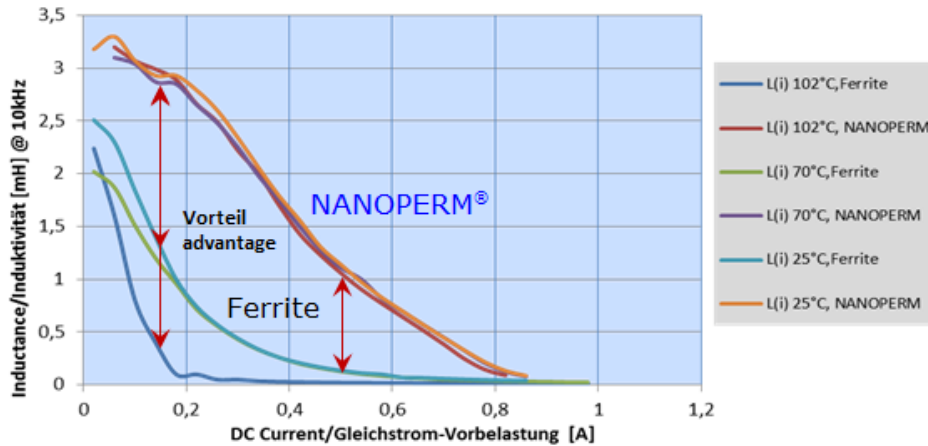
2-fold common mode RFI suppression chokes with NANOPERM® cores



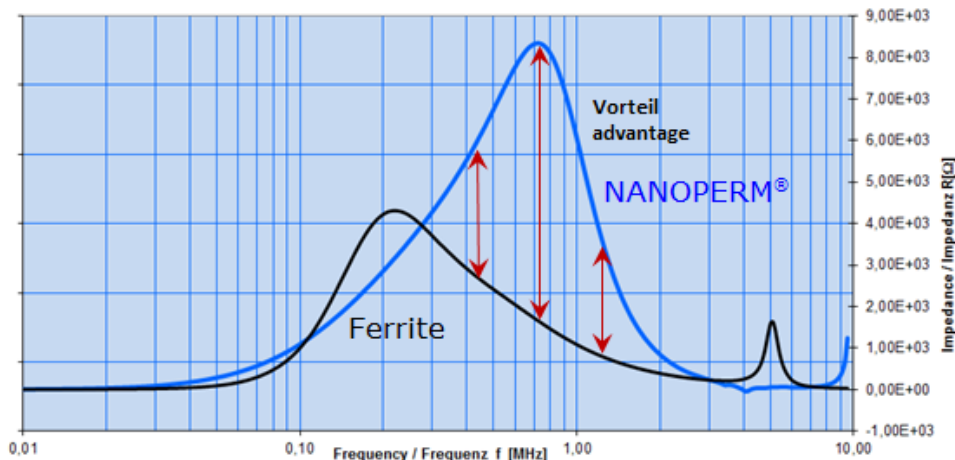
Choke Parameters:

Core: 40 x 25 x 15 mm
 2 x 12 turns. Ø 2,4 mm
 2 x 1,7 mH, 22A
 Rcu = 2 x 2,8 mΩ

Example characteristics in comparison with Ferrite chokes:



With the same core size **NANOPERM®** offers significantly better saturation performance and is temperature resistant



With the same core size **NANOPERM®** offers significantly improved attenuation levels up to the MHz range. For typical impedances vs. frequency, please visit www.magnetec.de.

Our Chokes are based on tape wound cores based on the nanocrystalline softmagnetic material **NANOPERM®**. Compared to chokes made of ferrite cores, the following benefits are achieved:

- **High impedance and better EMI suppression**
- **Higher saturation flux density**
- **Less temperature sensitive**
- **higher max. component temp (130°C)**

Chokes are available for the nominal current range from 2–40 Amps, designed acc. to EN60938-1. Operating temperature range: -40...+70°C. The plastic materials fulfill UL-94 V0 and are UL listed.

MAGNETEC GmbH

Industriestr. 7, D-63505 Langenselbold, Germany
 Fon: +49 6184 9202-0 / Fax: +49 6184 9202-20
 E-Mail: magnetec@magnetec.de